


2 0 0 7




# PRO-LINE



EXPRESS • SUPER SPORT • GRAND SPORT • SPORT • WALK • BAY



# History and Heritage



**Dan Atwood - Founder**

"Pro-Line Boats are built by fishermen, for fishermen. That's the way we've done it for nearly four decades."

When **Dan Atwood** founded **Pro-Line Boats** in 1968, he aimed to produce rock-solid vessels for professional guides who needed flawless dependability to make their living on the water. Optimism abounded, but how could he have imagined his company would someday become one of the nation's premier boat builders?

Now, nearly 40 years later, **Pro-Line's** quality and innovation reaches internationally. Models have changed. Methods have changed. But the heartbeat of our core conviction beats ever stronger.

From **Dan Atwood's** first **Pro-Line** - a sturdy 24-foot twin console - to the latest design rolling out our doors, one principle has guided **Pro-Line's** every move, decision, and advancement: Build each boat like we are building it for our families. Simple. Straight forward. Sincere. That's how we've maintained our leadership position in a highly competitive market.

Today, **Pro-Line** is led by **John E. Walker, General Manager**. **John** explains, "Our roots run deep and we owe much of that to our team of dedicated boat builders." **Pro-Line** is deeply proud of its hometown tradition in the charming city of Homosassa, Florida. Rich with "Old Florida" ambience, this town is home to some of the finest, hardest working people who've ever launched a boat.

Since 1986, **Pro-Line** has operated as an integral element of **American Marine Holdings**. With great regard for successful practices, AMH is committed to honoring **Pro-Line's** founding principles and enhancing its performance with cutting-edge technology. Melding the wisdom of our past with the innovations of today ensures that **Pro-Line** will continue providing you with the best boats on the water.

## Pro-Line through the Years



**John E. Walker - General Manager**

"And that's the boat building heritage we're committed to upholding."



# The Clear Difference

Success in any industry requires a competitive position. To be competitive, you must have a great product with an attractive blend of quality, dependability and value. **Pro-Line** has elevated this formula to an art.

Our approach to boat building is like a fresh breeze of ingenuity blowing across the sea of sameness. Ours is a broad appeal that transcends demographic boundaries and unites all boaters with a common thread - superior performance wrapped in aesthetic elegance.



While others play it safe in the valleys of complacency, we're constantly challenging the next summit of innovation. We know today's discriminating consumer expects innovation, so we invest significant time and effort into delivering just that.

Throughout our 39-year history of leadership in the boating industry, **Pro-Line** has excelled at bridging the gap between what's expected and what you deserve. We believe you deserve consideration just as much as a great product.

You should be able to buy a boat with the assurance that it will meet and exceed your expectations because someone took the time to consider, address and accommodate your needs. **Pro-Line** makes that a reality for you because we're boaters, too.

We've thought about how it feels to challenge big seas en route to your angling target. We've considered how important a space-efficient deck layout is to coastal anglers. And we've respected the fact that even the most serious fishing vessel often hosts family and friends who just want to enjoy a safe, comfortable ride with the kids.

When you step into a **Pro-Line**, you quickly realize that every element of the boat exists because of a conscious decision to make something as good as it can possibly be. That instills confidence and peace of mind. So once you '**Go Pro**,' you'll never go anywhere else.



**PRO-LINE**




# Built with Pride

Why do **Pro-Line** assembly team leaders spend hours looking for tiny imperfections that the average consumer is unlikely to notice? Because we notice. We notice, we fix and we perfect, so the only thing you see when you look at your new **Pro-Line** boat is a portal to your recreational dreams. No reservations, just appreciation.

Our construction technicians are the best in the business because **Pro-Line's** quality assurance program makes every worker directly accountable to the company, to themselves and, most importantly, to you – our customer. People do their best work when they want to, not when they have to. And like a river feeding fertile fields, this simple truth flows with a swift current throughout our entire operation.

Nurturing an atmosphere of appreciation and personal growth has enabled **Pro-Line** to recruit and retain the competent, motivated professionals that you want building your boat. Pride in the product, dignity in the design, care in the craftsmanship. That's not just marketing rhetoric – it's a way of life at **Pro-Line Boats**. This commitment to excellence has earned us the prestigious designation of "**National Marine Manufacturers Association-Certified Boat Builder.**"

Such distinction does not come overnight. Rather, it's earned through many years of consistently producing top quality boats that keep people safe and happy on the water. That's what we've done. That's what we do. That's what we'll continue doing.



# Held To a Higher Standard

Our skilled craftsmen build each **Pro-Line** boat like it was their own, and these are very picky people. The quality standards they demand glisten with every wave, as comfort, performance and dependability radiate like the sunrise of a new day on the water.

Each **Pro-Line** boat goes through multiple levels of complete systems checks. Every switch is tested from bilge pump to running lights, and every fuel tank is inspected for safety three times before installation. Afterwards, every completed cabin boat goes through our high-pressure cabin leak-testing device we call "**The Hurricane.**" It's like a car wash on steroids, but this important step helps us confirm that your **Pro-Line** boat keeps the water where it belongs.

Much goes into making a **Pro-Line** boat, but while we're checking and rechecking, we're also aware that customers are eager to splash their boats. That's why we pay close attention to our scheduling system. Quality and efficiency are not mutually-exclusive, so we pride ourselves on fair and reasonable turn-around times.

**Pro-Line's** legendary endurance begins with **F.I.S.T. (Fiberglass Integrated Structural Technology)**, a superior boat building process that yields a rock-solid hull. A fiberglass integrated stringer system and high-density, closed-cell foam coring replaces all wood, so there's nothing to rot.



Complementing the rigidity of **F.I.S.T.** technology, **Pro-Line** fills all hull compartments with flotation foam for added strength, noise reduction and overall safety. Other key points include:

- Hi-tech 3610 knitted fiberglass is hand-laid for maximum strength and durability.
- A 3-ounce skin coat ensures a glass-like exterior surface.
- Marine-grade stainless steel hardware is through bolted and fastened with aircraft locking nuts.
- Deck caps are bonded to hulls with the same adhesive used in the space shuttle.
- All external upholstery is made of top-grade 32-ounce UV-stable, colorfast, low-maintenance vinyl.
- Cushions are fabricated with corrosion and rot-free materials.
- Premium gel coat improves shine and fade resistance.




With a 32-point inspection process, **Pro-Line** boats are built to exceed **NMMA, U.S. Coast Guard and European CE standards.** That's why we have been the recipient of four consecutive NMMA awards for excellence in customer satisfaction for fiberglass outboard boats and can offer a 10-year transferable hull warranty standard on every boat. For quality, safety, dependability, and resale value, **Pro-Line** delivers.



*"I was looking for a fast, safe, high water multi-use vessel - fish in the morning, ski in the afternoon, outrun a few storms and yes, commute to work. The **Pro-Line 29 Super Sport** fit the bill perfectly. And even in some pretty rough water, I've yet to get wet."*

*-Peter Greenberg, Today Show Travel Reporter, America On-Line Travel Editor and Pro-Line Owner*



**Pro-Line Boats** is a major sponsor for the **Shark Hunters** reality TV series on the OLN cable network. **Shark Hunters** is the ultimate fishing tournament series featuring men and women competing as they chase monster sharks. The **2006 Winner** was **Steve Quinlan, Captain and Brad DeLaCruz, Co-Captain.** Their prize was a new **Pro-Line boat!**



Official Boat of Universal Studios Orlando

# Express Series

# Big Performance on Big Water

## You've trolled all day!



Your outriggers fly many flags. Other boats stayed at port. Too rough? Too bad. You had a great day. Why? Because you fished a **Pro-Line Express**. Plain and simple – you reach better fishing grounds and catch more fish than the competition, thanks to the finest offshore tournament boats on the water.

Who said you have to endure great discomfort to earn great rewards? Not **Pro-Line**. With our **Express Series** boats, it's just the opposite. Created by anglers who've braved the far offshore realm, these reliable vessels offer solid construction to withstand all the sea can dish out. And after a day draped in luxurious amenities, you'll end your voyage yearning for the next chance to enjoy your **Pro-Line Express**.

Our superb fit and finish isn't just on the surface, it's a sign of the underlying quality you will find in every boat we build. Starting on the drawing board, we look to optimize the fishability and the quality of life you'll experience on every **Pro-Line Express**. Spacious, airy cabins are pleasant even in rough seas. Non-skid decking is everywhere. Helm stations epitomize ergonomic design and fishing features adorn the cockpit.

All on-board systems utilize marine grade components. Wiring connections are protected from breakage and corrosion. Clearly labeled bus-bars make the addition of future equipment easy and worry free.

Some will ask you: **"All this for a fish?"**  
Your response: **"You bet!"**  
We agree, **Have it All. Go Pro!**



## PRO-LINE



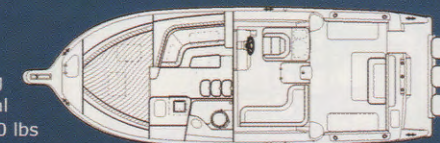
# HAVE IT ALL. GO PRO!

## 35 Express


- Baitwell w/Light • Cabin Table
- Dinette • Battery Charger • Drink Holders • Cabin Curtains, Cushions & Pillows • City Water Hook-Up
- Cockpit Lights • Dive Platform
- Integrated w/Ladder • Electrical Distribution Panel • Fish Boxes w/Macerator • Full Galley
- Refrigerator, Sink, Microwave & Electric Stove • Full Instrumentation
- Head w/Fresh Water Pull Out Shower & Sink • Raw Water Washdown
- Trim Tabs • Shore Power w/Cords
- Water Heater • Windlass w/Rope & Chain



LENGTH 35' 6"  
 BEAM 12' 6"  
 DRAFT (Hull) 25"  
 DEADRISE 19 deg  
 FUEL 320 gal  
 WEIGHT-HULL 11,200 lbs  
 WEIGHT-TRAILER 15,000 lbs



COCKPIT AREA 115 sq.ft.  
 COCKPIT DEPTH 25"  
 BRIDGE CLEARANCE 10' 2"  
 WITH TOWER 15' 3"  
 MAX HP 900  
 BAITWELL 45 gal  
 FISHBOX (2) 125 gal  
 FRESH WATER 60 gal



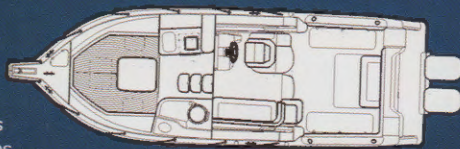
# 32 Express

## HAVE IT ALL. GO PRO!


- Baitwell w/Light • Battery Charger
- Drink Holders • Cabin Curtains, Cushions & Pillows • Cabin Table w/Filler Cushion • City Water Hook - Up • Cockpit Lights • Dive Platform - Integrated w/Ladder • Electrical Distribution Panel • Fish Boxes w/Macerator • Full Galley - Refrigerator, Sink, Microwave & Alcohol /Electric Stove
- Full Instrumentation • Head w/Fresh Water Pull Out Shower & Sink
- Raw Water Washdown • Trim Tabs
- Shore Power w/Cord • Water Heater • Windlass w/Rope & Chain



LENGTH 32' 4"  
 BEAM 10' 10"  
 DRAFT (Hull) 23"  
 DEADRISE 22 deg  
 FUEL 300 gal  
 WEIGHT-HULL 9,500 lbs  
 WEIGHT-TRAILER 13,400 lbs



COCKPIT AREA 81 sq.ft.  
 COCKPIT DEPTH 29"  
 BRIDGE CLEARANCE 8' 3"  
 W/HARD TOP 10' 0"  
 MAX HP 600  
 BAITWELL 35 gal  
 FISHBOX(2) 125 gal  
 FRESH WATER 39 gal





# HAVE IT ALL. GO PRO!

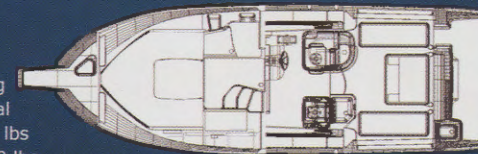
## 29 Express





- Baitwell w/Light • Battery Charger
- Drink Holders • Cabin Curtains, Cushions & Pillows
- Cabin Table w/Filler Cushion
- City Water Hook - Up • Cockpit Lights
- Dive Platform - Integrated w/Ladder
- Electrical Distribution Panel
- Fish Boxes w/Macerator
- Full Galley- Refrigerator, Sink, Alcohol /Electric Stove
- Full Instrumentation • Head w/Fresh Water Pull Out Shower & Sink
- Raw Water Washdown
- Trim Tabs • Shore Power w/Cord



LENGTH 29' 4"  
 BEAM 9' 8"  
 DRAFT (Hull) 22"  
 DEADRISE 22 deg  
 FUEL 200 gal  
 WEIGHT-HULL 7,500 lbs  
 WEIGHT-TRAILER 10,000 lbs



COCKPIT AREA 63 sq.ft.  
 COCKPIT DEPTH 28"  
 BRIDGE CLEARANCE 8' 3"  
 W/HARD TOP 10' 0"  
 MAX HP 500  
 BAITWELL 35 gal  
 FISHBOX (2) 125 gal  
 FRESH WATER 39 gal




# Super Sport Series

# Style with Substance

If you think superior fishability and supreme style are mutually exclusive, think again. **Pro-Line Super Sports** redefine fishing fashion by blending all the hard-core angling elements you demand with the hot, exciting looks of a go-fast head-turner.

**Integrating** the most advanced design features with a spacious fighting deck and performance hull engineered for offshore fishing strength and stamina, these impressive boats provide an enviable combination of speed, elegance and fishing finesse.

When image matters as much as a full fish box, a **Pro-Line Super Sport** satisfies your angling appetite.



PRO-LINE



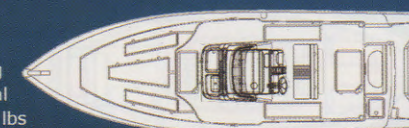
# MORE EXCITEMENT. GO PRO!

## 29 Super Sport

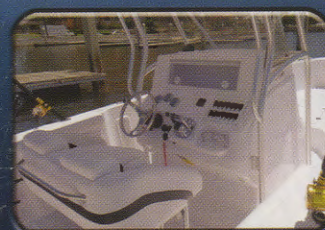
- Baitwell w/Light • Battery Switch for Dual Batteries • Bilge Pump
- Bow Hand Rail • Anchor Roller
- Center Console w/Head
  - Porta-Potti • Cockpit Bolsters, Lights & Shower • Compass • Dive Platform-Integrated w/Ladder
- Drink Holders • Electronics Box w/Lock • Fish Boxes w/Macerator - Forward & Aft
- Full Instrumentation • Raw Water Washdown • Rod Holders • Rod Racks
- Rope Locker Storage • Transom Door
- Seating - Aluminum Leaning Post w/Back Rest, Rod Holders, Storage & Cooler • Switch & Breaker Panel



LENGTH	28' 7"
BEAM	9' 0"
DRAFT (Hull)	21"
DEADRISE	22 deg
FUEL	192 gal
WEIGHT-HULL	5,300 lbs
WEIGHT-TRAILER	8,300 lbs



COCKPIT AREA	101 sq.ft.
COCKPIT DEPTH	30"
BRIDGE CLEARANCE	7' 7"
WITH TOP	8' 10"
MAX HP	600
BAITWELL	45 gal
FORWARD FISHBOX	113 gal
AFT FISHBOX (2)	15 gal
FRESH WATER	15 gal



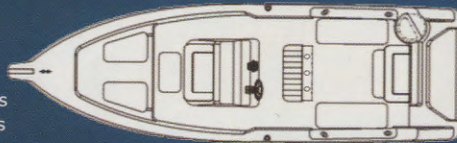
# 26 Super Sport

- Baitwell w/ Light • Bilge Pumps
- Bow Hand Rail • Bow Pulpit w/Anchor Roller • Center Console w/Head - Porta-Potti • Compass
- Dive Platform Integrated w/Ladder
- Drink Holders • Fish Boxes w/Macerator
- Full Instrumentation • Raw Water Washdown • Rod Holders
- Rod Racks • Rope Locker Storage
- Seating - Aluminum Leaning Post w/Back Rest, Rod Holders & Cooler
- Switch & Breaker Panel • Transom Door

## MORE EXCITEMENT. GO PRO!



LENGTH 26' 4"  
 BEAM 8' 6"  
 DRAFT(Hull) 18"  
 DEADRISE 22 deg  
 FUEL 156 gal  
 WEIGHT-HULL 4,400 lbs  
 WEIGHT-TRAILER 7,040 lbs  
 COCKPIT AREA 92 sq.ft.



COCKPIT DEPTH 27"  
 BRIDGE CLEARANCE 6' 10"  
 WITH TOP 9' 2"  
 MAX HP 450  
 BAITWELL 20 gal  
 OPT LP BAITWELL 25 gal  
 FISHBOX (2) 74 gal  
 FRESH WATER 15 gal




# MORE EXCITEMENT. GO PRO!

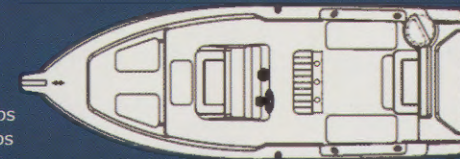
## 24 Super Sport





- Baitwell w/Light • Bilge Pump
- Bow Hand Rail • Bow Pulpit w/Anchor Roller • Center Console w/ Head - Porta-Potti • Compass
- Dive Platform Integrated w/Ladder
- Drink Holders • Fish Boxes w/Macerator
- Full Instrumentation • Raw Water Washdown • Rod Holders
- Rod Racks • Rope Locker Storage
- Seating - Aluminum Leaning Post w/Back Rest, Rod Holders & Cooler
- Switch & Breaker Panel • Transom Door



LENGTH 24' 5"  
 BEAM 8' 6"  
 DRAFT(Hull) 18"  
 DEADRISE 22 deg  
 FUEL 140 gal  
 WEIGHT-HULL 3,400 lbs  
 WEIGHT-TRAILER 5,500 lbs  
 COCKPIT AREA 80 sq.ft.




COCKPIT DEPTH 27"  
 BRIDGE CLEARANCE 6' 11"  
 WITH TOP 9' 1"  
 MAX HP 300  
 BAITWELL 20 gal  
 OPT LP BAITWELL 25 gal  
 FISHBOX (FORWARD) 70 gal  
 FISHBOX 32 gal




# Rule the Water

The marquis player in *Pro-Line's Sport* line is the new **29 Grand Sport**, a stunning creation that's tough enough to tackle heavy seas and stylish enough to cruise the Intracoastal Waterway. A brilliant example of marine multi-tasking, this bold vessel addresses the demands of serious anglers as well as the needs of family boaters.

Commanding respect with an impressive package of standard features and a sparkling array of customizable options, the **29 Grand Sport** embodies all that is good about sport fishing. And when it's time for a low impact day of family relaxation, your crew will appreciate the smooth, dry ride inherent to *Pro-Line* boats.



 **PRO-LINE**




# CATCH IT ALL. GO PRO!

## 29 Grand Sport


- Baitwell W/Light • Battery Switch for Dual Batteries • Bilge Pumps (3) - 1 Forward, 2 Aft • Bow Handrail - Stainless Steel • Casting Deck w/Storage • Center Console w/Head - Porta-Potti • Cockpit Bolsters - Fore & Aft • Cockpit Lights • Compass
- Dive Platform - Integrated w/Ladder • Drink Holders - Stainless Steel • Fish Boxes - Fwd w/ Overboard Drain • Fish Boxes - Aft w/Macerator • Full Instrumentation • Raw Water Washdown • Rod Holders



Length 29' 4"  
 BEAM 9' 8"  
 DRAFT (Hull) 22"  
 DEADRISE 22 deg  
 FUEL 240 gal  
 WEIGHT-HULL 6,310 lbs  
 WEIGHT-TRAILER 9,530 lbs




COCKPIT AREA 127 sq.ft.  
 COCKPIT DEPTH 26"  
 BRIDGE CLEARANCE 7' 11"  
 W/TOP 10' 4"  
 MAX HP 500  
 BAITWELL 50 gal  
 FISHBOX (2) 130 gal  
 FRESH WATER 15 gal



# Sport Series

# The Essence of Fishing



Flexing rods, screaming reels and the "thump" of another big fish hitting the box. You live for this pulse-pounding thing called sport fishing and the only boat that can keep up with your competitive pace is the boat built by serious fishermen for serious fishermen.


Our **Sport Series** boats perform at a level that complements the skills you've worked so hard to hone. Designed to get you on the hot bite and maximize every opportunity, each of these aggressive, streamlined boats provides you with a safe and stable platform that's engineered for efficiency and motivated by absolute angling addiction.

The cockpit is clearly conceived around fishing, so there's plenty of room for rigging rods and fighting the big one. A large command console offers lots of storage and space for your fish-finding electronics, while a wide beam allows quick access to 360 degrees of pure fishability.

Are you serious about your fishing? Those who are, fish **Pro-Line**.



## PRO-LINE






# GET MORE. GO PRO!

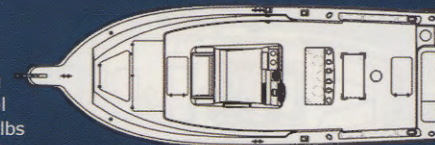
## 25 Sport



- Baitwell w/Light • Bilge Pump
- Casting Deck • Bow Hand Rail - Stainless Steel • Center Console w/Head (Porta-Potti)
- Compass • Cockpit Shower
- Fish Box • Dive Platform - Full w/Ladder • Drink Holders
- Raw Water Washdown
- Rod Holders • Rod Racks
- Rope Locker Storage • Seating - Aluminum Leaning Post w/Rod Holders, Storage & Cooler
- Switch & Breaker Panel • Trim Tabs



LENGTH	25' 5"
BEAM	8' 6"
DRAFT(Hull)	14"
DEADRISE	19 deg
FUEL	138 gal
WEIGHT-HULL	4,700 lbs
WEIGHT-TRAILER	6,900 lbs
CONSOLE COOLER	16 gal



COCKPIT AREA	104 sq.ft.
COCKPIT DEPTH	29"
BRIDGE CLEARANCE WITH TOP	6' 9"
MAX HP	300
BAITWELL	15 gal
FISHBOX	40 gal
OPT LP BAITWELL	35 gal
FRESH WATER	15 gal



# Sport Series

# The Essence of Fishing



## 23 Sport

- Baitwell w/Light • Raw Water Washdown • Bilge Pump
- Bow handrail - Stainless Steel (Low Profile) • Casting Deck - Insulated Fish Box/Storage
- Center Console w/Head
- Compass • Dive Platform - Integrated w/Ladder • Drink Holders - Stainless Steel
- Grab Rail (Stainless Steel) - Windshield
- Rod Holders • Rod Racks - Cockpit
- Rope Locker Storage
- Seating - Aluminum Leaning Post
- Seating - Forward Console w/Cushion & Storage • Switch and Breaker Panel

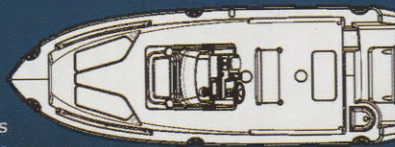


## 21 Sport

- Baitwell w/Light • Raw Water Washdown • Bilge Pump
- Bow handrail - Stainless Steel
- Casting Deck - Insulated Fish Box • Storage Box
- Center Console w/Head
- Half Dive Platform w/Ladder
- Drink Holders - Stainless Steel
- Grab Rail (Stainless Steel) Windshield • Rod Holders • Rod Racks - Cockpit • Steering - Hydraulic
- Rope Locker Storage • Seating - Leaning Post Baitwell w/Storage

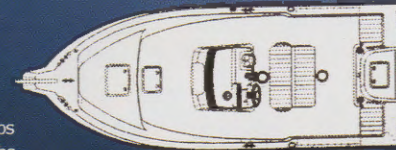


LENGTH 23' 0"  
 BEAM 8' 6"  
 DRAFT (Hull) 17"  
 DEADRISE 20 deg  
 FUEL 125 gal  
 WEIGHT-HULL 3,540 lbs  
 WEIGHT-TRAILER 5,150 lbs




COCKPIT AREA 86 sq.ft.  
 COCKPIT DEPTH 25"  
 BRIDGE CLEARANCE 6' 8"  
 WITH TOP 9' 8"  
 MAX HP 250  
 BAITWELL 18 gal  
 FISHBOX (2) 60 gal

LENGTH 21' 8"  
 BEAM 8' 5"  
 DRAFT (Hull) 15"  
 DEADRISE 19 deg  
 FUEL 70 gal  
 WEIGHT-HULL 2,600 lbs  
 WEIGHT-TRAILER 3,700 lbs



COCKPIT AREA 81 sq.ft.  
 COCKPIT DEPTH 22"  
 BRIDGE CLEARANCE 5' 10"  
 WITH TOP 8' 0"  
 MAX HP 200  
 BAITWELL 25 gal  
 FISHBOX 18 gal



# GET MORE. GO PRO!



## 20 Sport

- Baitwell w/Light • Bilge Pump
- Bow handrail - Stainless Steel (Low Profile) • Casting Deck - Insulated Fish Box/Storage
- Center Console w/Head
- Compass • Half Dive Platform w/Ladder • Drink Holders - Stainless Steel
- Grab Rail (Stainless Steel) Windshield
- Rod Holders • Rod Racks
- Cockpit • Rope Locker Storage
- Seating - Aluminum Leaning Post
- Seating - AFT Jump Seats
- Switch and Breaker Panel
- Raw Water Washdown

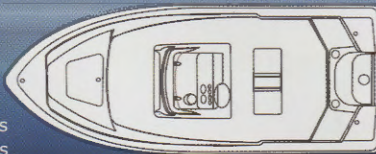


## 17 Sport

- Baitwell • Bilge Pump • Casting Deck w/Storage • Bow Hand Rail - Stainless Steel
- Compass • Dive Platform - Half w/Ladder
- Drink Holders • Rod Holders
- Storage • Switch & Breaker Panel • Seating - Forward Console w/Cushion & Backrest

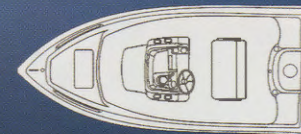
**PRO-LINE**

LENGTH 20' 6"  
 BEAM 8' 5"  
 DRAFT (Hull) 15"  
 DEADRISE 19 deg  
 FUEL 70 gal  
 WEIGHT-HULL 2,600 lbs  
 WEIGHT-TRAILER 3,700 lbs



COCKPIT AREA 81 sq.ft.  
 COCKPIT DEPTH 24"  
 BRIDGE CLEARANCE 5' 10"  
 WITH TOP 8' 0"  
 MAX HP 200  
 BAITWELL 18 gal  
 FISHBOX 25 gal

LENGTH 17' 4"  
 BEAM 7' 8"  
 DRAFT (Hull) 12"  
 DEADRISE 19 deg  
 FUEL 40 gal  
 WEIGHT-HULL 1,700 lbs



WEIGHT-TRAILER 2,400 lbs  
 COCKPIT AREA 50 sq.ft.  
 COCKPIT DEPTH 18"  
 BRIDGE CLEARANCE 4' 9"  
 MAX HP 115  
 BAITWELL 12 gal



# Walk Series

## Your Fishing Condo on Water

21 Walk

24 Walk

25 Walk

- Baitwell w/Light • Bilge Pump
- Bow Pulpit w/Anchor Roller
- Cabin Cushions • Cabin Light(s)
- Compass • Dive Platform w/Ladder
- Drink Holders • Full Instrumentation
- Porta-Potti w/Filler Board • Raw Water Washdown • Rod Racks
- Rod Holders • Rope Locker Storage
- Windshield - Tempered Glass
- Switch and Breaker Panel

25 Walk

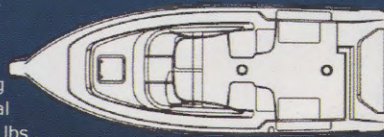


21 Walk



24 Walk

LENGTH 24' 5"  
 BEAM 8' 6"  
 DRAFT(Hull) 18"  
 DEADRISE 22 deg  
 FUEL 140 gal  
 WEIGHT-HULL 3,700 lbs  
 WEIGHT-TRAILER 5,900 lbs



Also available in 21' and 25'



COCKPIT AREA 49 sq.ft.  
 COCKPIT DEPTH 27"  
 BRIDGE CLEARANCE WITH TOP 6' 0"  
 MAX HP 8' 1"  
 MAX HP 300  
 BAITWELL 15 gal  
 FISHBOX (2) 20 gal  
 FRESH WATER 6 gal

You love being out there. The sights, the sounds, the mood – it's intoxicating. Your time on the water is so precious that you don't want to head home at day's end. Then don't. Drop anchor, and spend the night afloat on your **Pro-Line Walk Series**.

Built for wide open waters, **Pro-Line Walks** offer live-aboard comfort at your favorite fishing spot. Our design team has molded every inch of these boats into the perfect combination of fishing, comfort and safety. Deep vee hulls with reverse chines ensure a smooth, dry ride, while deep interior freeboard provides a wide, stable path around the boat.

Below deck, spacious cabins boast the styling and amenities of a waterfront condominium. Cushions are made of high-grade Scotchguarded fabric that zips off for easy cleaning. You'll appreciate the generous storage and a bright, airy design that amplifies the surrounding sea breeze.

Whether you're joined by family, friends, or just the night air, this is what you work for. This is what **Pro-Line** delivers.



# Bay Series

# Stealth with Stability



Decisions, decisions. Will you fish the ambient scenery of inshore shallows or search the open water for something a little bigger? With a **Pro-Line Bay Boat**, you can do both. A true shallow-water dream with legitimate offshore capabilities, these boats meld the best of both worlds into an impressive package of potential.

Maybe you'll make a run for kingfish and then head to the backcountry for redfish and trout. Or perhaps jumping a couple of tarpon on the beach would make a nice warm-up for a few rounds of light tackle action. Let **Pro-Line** lead the way and your options are many. Moreover, you can expect superb performance across the board.

A wide beam and efficient chines allow you to handle rough water safely and comfortably. From a design standpoint, with ample storage, spacious decks, large baitwells and an efficient cockpit layout, these boats are the top choice for anglers who recognize value and craftsmanship.

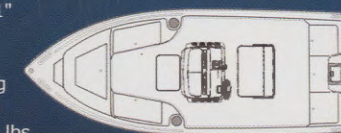
While some boats offer a compromise, **Pro-Line Bay Boats** offer solutions.

**20** Bay  
**22** Bay  
**24** Bay

- Baitwell • Bilge Pump • Bow Hand Rail - Split at Casting Deck
- Casting Deck w/Storage • Center Console w/Storage • Compass
- Drink Holders • Rod Holders • Dive Platform - Half w/Ladder • Rope Locker Storage • Seating - Leaning Post w/Back Rest and Cooler
- Raw Water Washdown
- Steering - Hydraulic • Switch & Breaker Panel • Windshield w/Stainless Steel Grab Rail



LENGTH	21' 11"
BEAM	8' 6"
DRAFT (Hull)	11"
DEADRISE	13 deg
FUEL	60 gal
WEIGHT-HULL	2,500 lbs
WEIGHT-TRAILER	3,600 lbs




22 Bay	
COCKPIT AREA	87 sq.ft.
COCKPIT DEPTH	17"
BRIDGE CLEARANCE WITH TOP	4' 7"
MAX HP	225
BAITWELL	18 gal
LIVEWELL	18 gal




Also available in 20' and 24'





Cinnamon Leaves  
35 Express



Geometric Spice  
21 thru 32



Cosmic Caribbean  
21 thru 32

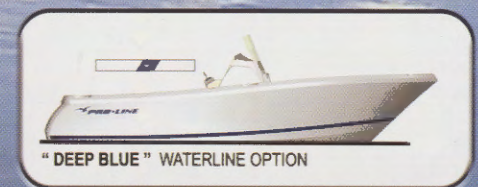
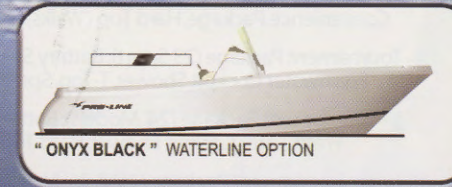


# 2007 Graphic Options

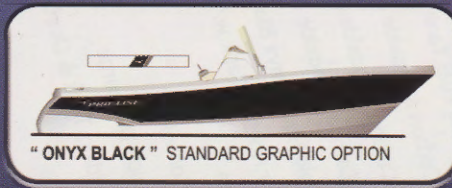
## FLARE (STANDARD)






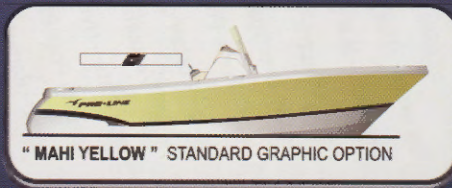
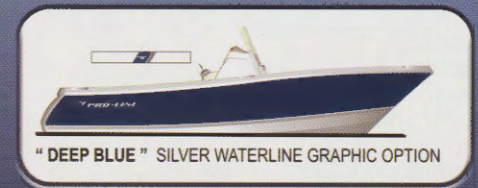

## WATERLINE (OPTIONS)




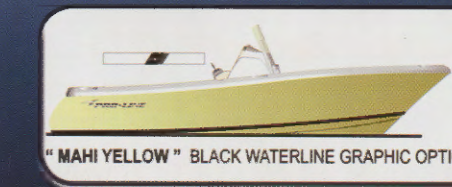

## HULL COLOR-FLARE (OPTIONS)



## HULL COLOR-WATERLINE (OPTIONS)



## WATERLINE FULL HULL COLOR (OPTIONS)









**PRO-LINE**


More to Come in 2007

Proving that size is not the only measure of a boat, **Pro-Line** packs an impressive array of features into the newest member of its popular **Express Series**. Perfectly proportioned and carefully crafted, this versatile vessel brings the same rugged spirit of our larger **Express** boats to a comfortable configuration that's easy on the eyes and easy on the wallet.

The **23-Express** is ideally suited for an angler who wants all the fishing amenities of a sturdy offshore boat with lots of creature comforts to keep a crew happy on the water. Deep freeboard and a large cockpit area promote safety for family trips with children, while the overall roominess affords you ample space for bending rods. Transom door, tackle storage, rod holders and large fish boxes combine with an open, airy cabin, v-berth, head, and optional fold-away transom seating for the total package.

An attractive, stable platform built to handle the harsh, offshore marine environment, the **23-Express** delivers a safe, enjoyable ride on every trip. And for those days, when your only objective is soaking up some sun and watching the kids applaud every dolphin they spot, **Pro-Line's** trademark craftsmanship will keep you cruising in style.

## 23 Pilot



When the water defends its bounty with an arsenal of meteorological mayhem, you need a boat that provides an impenetrable fortress to shield you from the elements. Built double tough with a clear emphasis on your safety and security, **Pro-Line's new 23-Pilot** encompasses you with comfort without sacrificing an ounce of fishability.


Whether you're plowing through heavy seas with bone-chilling spray or seeking relief from a blazing sun, the **23-Pilot's** solid, three-sided enclosure shelters you from these distractions and lets you focus on fishing. The efficient design features a generous cockpit with foldaway seating and plenty of room for your gear and your big catch.

Complete protection comes with all the many performance and fishability features you've come to expect from a **Pro-Line**. When the elements are working against you, the **23-Pilot** works for you.



## 23 Express

# Your Boating Lifestyle



## *So, What's Your Dream?*

*Challenging the beasts of the big water?*

*Silently stalking inshore quarry?*

*Or just making memories with family and friends?*


*Don't just dream about it.*

*Go Pro and make it happen!*

2 0 0 7



**GET MORE. GO PRO!**

  
[www.prolineboats.com](http://www.prolineboats.com)  
800-344-1281  
P.O. Box 1348  
Crystal River, FL 34423-1348

**MERCURY**  
1 On The Water

**Best Value . . . Best Boats . . . Go Pro!**